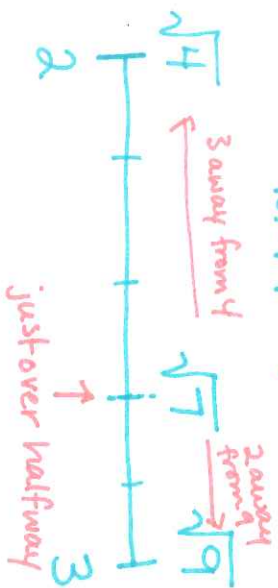


Ex 1) Estimate the square root of 7:


(e) $\sqrt{7} \approx ?$



So $\sqrt{7} \approx 2.6$ Actual: $\sqrt{7} \approx 2.6$


Ex 2) Estimate the square root of 199:

(e) $\sqrt{199} \approx ?$



So $\sqrt{199} \approx 14.1$ Actual: 14.1

Ex 3) What is a whole number that has a square root between 10 and 11?



So any number between 101-120 would be correct.

